



CyberRisk Validation Report – WatchGuard

Product Version: WatchGuard Firebox Cloud

Published: 22 March 2024

Revision 1.1: 03/25/2024

Report Contents

1. Introduction..... 2

2. Report Summary..... 3

3. ACFW Test Overview 4

 3.1 ACFW Deployment Overview 4

4. Security Efficacy Results..... 5

 4.1 Common Cloud Firewall Threat Categories (Standard Threats)..... 5

 4.2 Advanced Cloud Firewall Threat Categories 7

 4.3 Operational Accuracy Category..... 7

 4.4 ACFW SSL/TLS Support 8

5. Security Resiliency Results 10

6. Operational Efficiency Results..... 11

7. Key ACFW Solution Differentiators – Vendor Perspective 13

8. Conclusion 13

9. Contact Information 14

10. Copyright and Disclaimer..... 14

1. Introduction

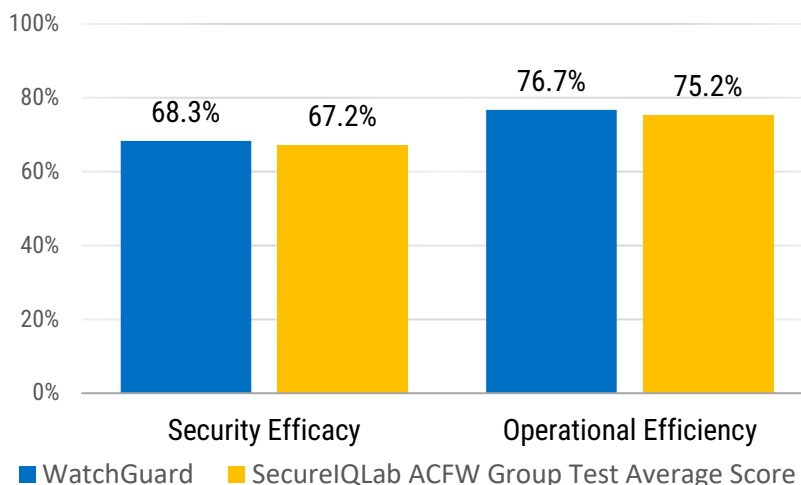


Figure 1. Summary Results for WatchGuard vs the ACFW Group Test Scores

Advanced Cloud Firewalls (ACFW) protect the infrastructure that organizations depend on. These firewalls serve as a virtual shield. ACFWs use a proactive approach and are designed to simplify security.

SecureQLab conducted testing for 12¹ leading enterprise-class ACFW solutions. This test was conducted in accordance with the Anti-Malware Testing Standards Organization² (AMTSO) test Standard. The maps to version v1.6 of the SecureQLab Advanced Cloud Firewall CyberRisk Validation Methodology, AMTSO Test ID: AMTSO-LS1-TP070. It is the most comprehensive evaluation of its kind ever performed.

As part of this test, SecureQLab completed testing WatchGuard, WatchGuard Firebox Cloud. This report discusses the test results for the WatchGuard, WatchGuard Firebox Cloud, version 12.9.2B675817, and includes validation of the following security modules and components: Gateway Antivirus, Intrusion Prevention Service, Webblocker, Intelligent AV, File Exception, SpamBlocker, Botnet Detection, Tor Exit Node Detection, Application Control, and APT Blocker.

This report offers empirical data points on what to expect from the WatchGuard, WatchGuard Firebox Cloud, highlighting features and business considerations. SecureQLab's testing showcases the overall organizational value of the WatchGuard Firebox Cloud in security effectiveness and operational efficiency. Figure 1 highlights WatchGuard's results in these two areas versus the group test averages.

As Figure 1 shows visually, WatchGuard Firebox Cloud was slightly above the average ACFW tested for Security Efficacy and Operational Efficiency.

In writing this report, SecureQLab has made extensive efforts to guarantee the accuracy of the results while straightforwardly presenting them. However, the test results are necessarily simplified to be presented for review in a summary format.

¹ Testing was attempted on a total of 12 Advanced Cloud Firewall solutions. Please [click here](#) for details.

² Standards <https://www.amtso.org/conducted-testing>.

2. Report Summary

This 2024 Advanced Cloud Firewall CyberRisk Validation Report provides test results for the WatchGuard, WatchGuard Firebox Cloud. Table 1 summarizes the product's overall validation results around security effectiveness, resistance to false positives, operational efficiency, and SSL/TLS security efficacy of the WatchGuard Firebox Cloud solution validated against SecureQLab ACFW v1.6 methodology.

ACFW Test Categories	WatchGuard ACFW Score	SecureQLab ACFW Group Test Average Score
Security Efficacy	68.3%	67.2%
Resistance to False Positives	100.0%	89.8%
Operational Efficiency	76.7%	75.2%
SSL/TLS Security Efficacy	100.0%	68.4%

Table 1. WatchGuard ACFW Result Summary

Figure 2 presents the above table in visual format.

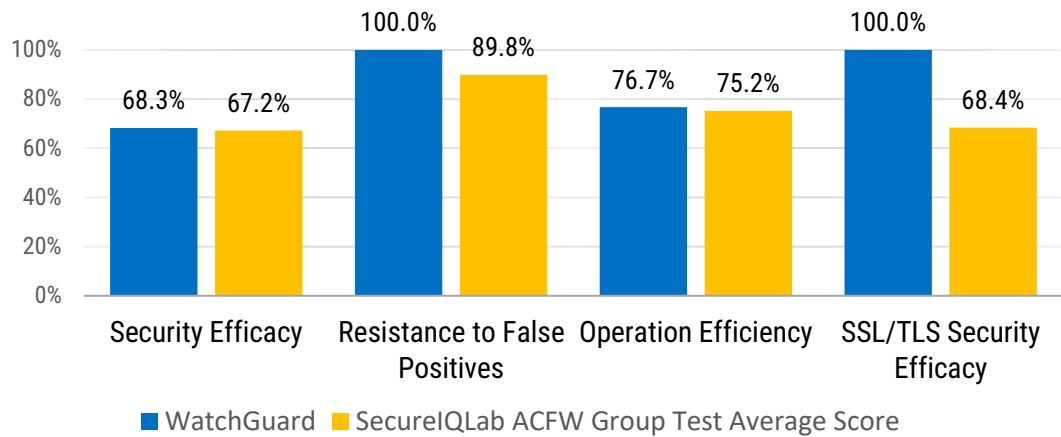


Figure 2. Overall Result Summary: WatchGuard vs SecureQLab ACFW Group Test Average

Overall Result Summary: WatchGuard Firebox Cloud did exceptionally well compared to the overall SecureQLab ACFW group test average in two of the primary enterprise categories as represented in the SecureQLab ACFW validation methodology selection criteria.³

³ [SecureQLab ACFW v1.6 methodology](#)

3. ACFW Test Overview

Advanced Cloud Firewalls (ACFWs) must effectively counter the emergence of advanced attack vectors, novel strategies, and new attack surfaces, thwarting threats that are complex and customized. Beyond merely being aware of application use of the internet, they should possess capabilities to inspect packet content and search for Indicators of Attack (IOA) within the data stream. This test was designed to confirm how well the tested ACFW was able to:

- Identify permitted applications and block prohibited applications.
- Identify and block threats attempting to use “known good” ports and protocols.
- Identify and block threats that attempt evasive tactics, such as non-standard ports or “port hopping.”
- Identify and block threats encrypted with SSL/TLS.
- Identify users, groups, and locations, and apply policy regardless of I.P. address.
- Identify and block outbound data leaks.
- Identify and block outbound Botnet Command and Control communications.
- Enable secure business workflow with a high detection rate and low Signal-to-Noise ratio.
- Provide global visibility and granular policy management.
- Provide all necessary alerts and configuration recommendations based on best practices.

SecureQLab defines prevention as a 24/7 automated response offering without human intervention. This can be achieved through various technologies and mechanisms, including signature-based models, policy-based models, behavior-based models, and machine learning (ML) or artificial intelligence (AI)-based models. This definition is technology-agnostic, focusing on outcomes of the various analyst workflows and scenarios rather than the specific prevention technology. ACFWs, when deployed in a stand-alone mode, are expected to prevent both initial and ongoing attacks while also providing robust reporting capabilities.

The SecureQLab ACFW v1.6 validation methodology was tailored towards the prevention and reporting capabilities for security and compliance. Configurations typically included multiple security and compliance applications such as Vulnerability Protection, Anti-Spyware, Antivirus, URL Filtering, and DNS Security. By default, when configuring, “detect” settings were set to “protect” or “block”. SecureQLab then performed any required tuning according to recommended vendor best practices for operational scenarios involving cloud deployments⁴.

3.1 ACFW Deployment Overview

Per SecureQLab's methodology, all ACFW vendors were requested to configure their products based on best practices that enterprises should implement when deploying the firewall in their organizations. The intent of this testing methodology is to mirror a successful customer experience during the deployment and management of the product.

During the evaluation, SecureQLab ensured product updates and configuration changes were executed through a central management console: cloud or on-prem device portal. This approach aimed to cover all test scenarios from start to finish to the greatest extent possible.

For a more comprehensive understanding of our testing methods, refer to version 1.6 of the SecureQLab 2023 [ACFW CyberRisk Validation Methodology](#) (AMTSO Test ID: AMTSO-LS1-TP070).

⁴ WatchGuard Firebox Cloud [deployment reference](#).

4. Security Efficacy Results

Advanced Cloud firewalls should be designed to protect cloud-based resources and applications, shielding them from unauthorized access and prevalent cyber threats.

Each ACFW solution evaluated in this test underwent scrutiny across multiple distinct enterprise-centric categories, involving attack vectors of more than 1000 real-world operational scenarios. These scenarios used real world attacks that have targeted small-to-medium size businesses, enterprises, and other organizations. The comprehensive testing performed by SecureQLab reflects our commitment to innovation and continuous improvement. Moving forward, SecureQLab plans to continue to augment attack libraries and incorporate additional relevant operational metrics as needed in future iterations of this test.

The WatchGuard Firebox Cloud was tested against 13 attack types within four primary standard threat categories. Table 2 below presents the results of these tests. Figure 3 below presents an overview of the SecureQLab findings during the security effectiveness validation and reporting of the WatchGuard, WatchGuard Firebox Cloud. This includes the standard threat category score, the advanced threat category score, the operational accuracy score, and the SSL/TLS threat efficacy score from the methodology. These sections of the methodology were selected for presentation because these sections tested each ACFW against the four primary standard threat categories.

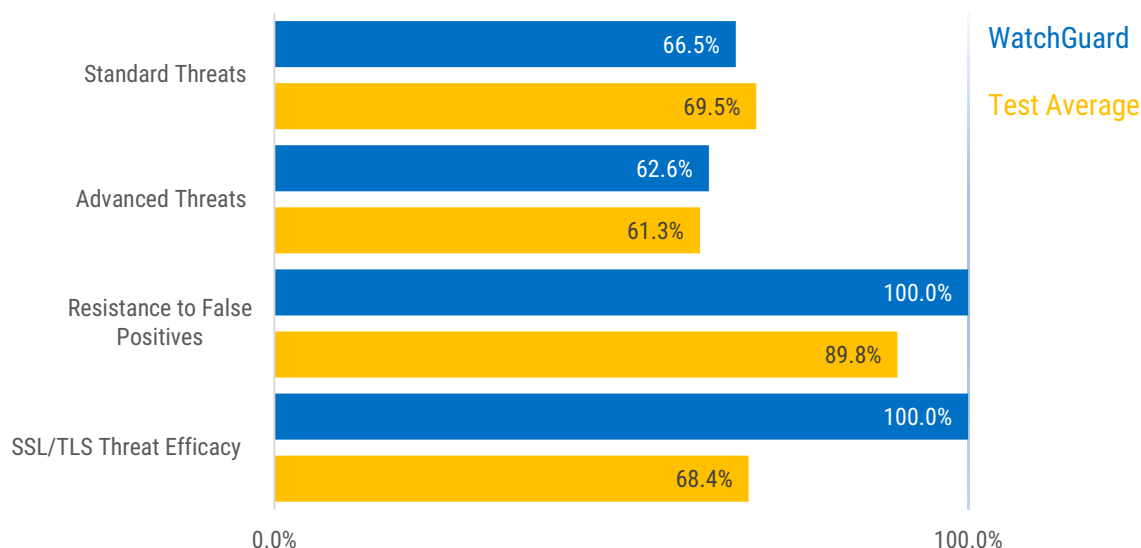


Figure 3. WatchGuard Advanced Cloud Firewall Security Effectiveness

4.1 Common Cloud Firewall Threat Categories (Standard Threats)

The Common Cloud Firewall Threat (Standard Threats) average scores are calculated by averaging the scores for each threat type together within their respective attack category.

Standard Threat Types	WatchGuard ACFW Inspection Score	SecureQLab ACFW Group Test Average Score
Application-Based Threats		
Cross-Site Scripting (XSS) Attacks – HTTP	94.6%	75.5%
Cross-Site Scripting (XSS) Attacks – HTTPS	6.2%	67.1%
Malicious URL Attacks	38.5%	68.0%
Malware & Botnets		
Malware Download over HTTPS	99.1%	61.3%
Compressed Malicious Files	87.0%	60.2%
Botnets	2.7%	58.3%
Browser-Based Threats		
Browser Exploits	100.0%	74.0%
Cookie Stealing - HTTP	50.0%	85.0%
Cookie Stealing - HTTPS	100.0%	100.0%
Browser Version and Plugin-in Control	50.0%	60.0%
Obfuscated JavaScript	100.0%	90.0%
Data-loss and Leakage		
Phishing Site-Based Attacks	78.3%	56.6%
Adware Site Prevention	PASS	PASS
Standard Threats Average Score	66.5%	69.5%

Table 2. Standard Threats Protection Testing

The WatchGuard ACFW scored 100% in three of the five Browser-Based test cases and had an overall Standard Threats Average Score near the test average score.

4.2 Advanced Cloud Firewall Threat Categories

Advanced Cloud firewalls must extend their protective capabilities to counter advanced threats, which are often sophisticated, highly evolved, and challenging to detect or neutralize. Such threats may employ various tactics and techniques to circumvent traditional security measures. As a pivotal component of any organization's cybersecurity infrastructure, a robust cloud firewall should possess threat detection capabilities, be able to identify suspicious network traffic patterns and have the capacity to block in real time.

The WatchGuard Firebox Cloud was tested against eight attack types classified as advanced threats. Table 3 below provides the results from these tests.

Advanced Threat Classification	WatchGuard ACFW Inspection Score	SecureQLab ACFW Group Test Average Score
Advanced Evasive Techniques (Application-based)	89.3%	79.6%
Advanced Evasive Techniques (Network-based)	100.0%	75.0%
Known Malicious Files	100.0%	60.2%
Malicious Documents	100.0%	59.3%
Active Cloud-Based Threats (aka Active Threats)	11.8%	46.5%
Advanced Persistent Threats (APT)	100.0%	65.0%
Cloud-Centric Post Exploitation Techniques (Post-Exploitation – DNS Tunnelling)	Contact SecureQLab	45.0%
Cloud-Centric Post Exploitation Techniques (Post-Exploitation – ICMP Tunnelling)	Contact SecureQLab	60.0%
Advanced Threats Average Score	62.6%	61.3%

Table 3. Advanced (Non-Standard) Threat Protection Testing

WatchGuard performed exceptionally well, with scores of 100.0%, in four of the 8 advanced attack types tested. Overall, WatchGuard performed slightly better than average for the Advanced Threats Average Score.

4.3 Operational Accuracy Category

False positive testing was included in the scope of this test because an Advanced Cloud Firewall that prevents 100% of malicious attacks but also prevents legitimate (non-malicious) actions can be vastly

disruptive. SecureQLab used appropriate tools and techniques to ensure that the tested firewall products do not generate significant numbers of alerts with legitimate applications and processes in an enterprise environment. This section of the methodology was performed at the same time as and as part of the validation workflow and other independent sections wherever feasible. The aim is to ensure that the firewall products did not prevent malicious traffic at the expense of operational accuracy.

The WatchGuard Firebox Cloud was tested for operational accuracy under real-world scenarios during the entire test cycle, and Table 4 below provides the results from these tests.

Operational Accuracy test	WatchGuard ACFW Score	SecureQLab ACFW Group Test Average Score
Resistance to False Positive Test	100.0%	89.8%

Table 4. Operational Accuracy

The WatchGuard Firebox Cloud performed above average in this test and achieved a perfect Operational Accuracy score.

4.4 ACFW SSL/TLS Support

Hypertext Transfer Protocol (HTTP) and its secure analogue HTTPS have long been crucial internet protocols. HTTPS uses encryption to enhance browsing safety by establishing secure connections between browsers, applications, and websites. To identify the attacks or threats in encrypted connections, the firewall must inspect the encrypted traffic using SSL/TLS ciphers and the associated techniques for managing encrypted connections. To detect a threat concealed within encrypted data, the firewall must decrypt packets, inspect the content, and take necessary action.

For each ACFW tested, SecureQLab tested 22 of the TLS v1.2 ciphers and 3 TLS v1.3 ciphers. The testing included combinations of ciphers between clients and servers to analyze firewall behavior with weak ciphers, to assess how the firewall behaved to communication using different ciphers, and to evaluate the ACFW's ability to fall back or enforce secure ciphers during communication.

The WatchGuard Firebox Cloud was tested for overall SSL/TLS threat efficacy and its ability to protect against attacks delivered through the supported ciphers in real-world scenarios. The WatchGuard ACFW successfully identified, detected, and prevented all the attacks throughout the entire SSL/TLS test cycle on all supported ciphers. Table 5 below presents the results of these tests.

SSL/TLS Threat Efficacy Test	WatchGuard ACFW Overall Metric	SecureQLab ACFW Group Test Average Score
Overall SSL/TLS Security Efficacy	100.0%	68.4%

Table 5. SSL/TLS Threat Efficacy

The WatchGuard ACFW performed significantly better than average and obtained a perfect score. This is notable given that the average was so low.

The cipher suites for TLS v1.2, as highlighted in Table 6 below, were tested for the WatchGuard, WatchGuard Firebox Cloud.

TLSv1.2 Ciphers	TLS Support	TLS Handshake Result	Attack Traffic Prevention within TLS Session	Operational Validation with Operational TLS Traffic
AES128-GCM-SHA256	Yes	Successful	Pass	Pass
AES128-SHA	Yes	Successful	Pass	Pass
AES256-GCM-SHA384	Yes	Successful	Pass	Pass
AES256-SHA	Yes	Successful	Pass	Pass
AES256-SHA256	Yes	Successful	Pass	Pass
DHE-RSA-AES128-SHA	Yes	Successful	Pass	Pass
DHE-RSA-AES256-SHA	Yes	Successful	Pass	Pass
DHE-RSA-AES256-SHA256	Yes	Successful	Pass	Pass
DHE-RSA-CHACHA20-POLY1305	Yes	Successful	Pass	Pass
ECDHE-ECDSA-AES128-GCM-SHA256	Yes	Successful	Pass	Pass
ECDHE-ECDSA-AES128-SHA	Yes	Successful	Pass	Pass
ECDHE-ECDSA-AES128-SHA256	Yes	Successful	Pass	Pass
ECDHE-ECDSA-AES256-GCM-SHA384	Yes	Successful	Pass	Pass
ECDHE-ECDSA-AES256-SHA384	Yes	Successful	Pass	Pass
ECDHE-ECDSA-CHACHA20-POLY1305	Yes	Successful	Pass	Pass
ECDHE-RSA-AES128-GCM-SHA256	Yes	Successful	Pass	Pass
ECDHE-RSA-AES128-SHA	Yes	Successful	Pass	Pass
ECDHE-RSA-AES128-SHA256	Yes	Successful	Pass	Pass
ECDHE-RSA-AES256-GCM-SHA384	Yes	Successful	Pass	Pass
ECDHE-RSA-AES256-SHA	Yes	Successful	Pass	Pass
ECDHE-RSA-AES256-SHA384	Yes	Successful	Pass	Pass
ECDHE-RSA-CHACHA20-POLY1305	Yes	Successful	Pass	Pass

Table 6. TLS v1.2 cipher Support

The WatchGuard ACFW passed all TLS v1.2 ciphers tested.

The cipher suites for TLS v1.3, as highlighted in Table 7 below, were tested for the WatchGuard, WatchGuard Firebox Cloud.

TLSv1.3 Ciphers	TLS Support	TLS Handshake Result	Attack Traffic Prevention within TLS Session	Operational Validation with Operational TLS Traffic
AES256-GCM-SHA384	Yes	Successful	Pass	Pass
CHACHA20-POLY1305-SHA256	Yes	Successful	Pass	Pass
AES128-GCM-SHA256	Yes	Successful	Pass	Pass

Table 7. TLS v1.3 cipher Support

As can be seen from the above, the WatchGuard ACFW was able to successfully handle packet decryption and inspection.

5. Security Resiliency Results

Security products must demonstrate overall resiliency, as failure to do so can have significant consequences. The Department of Defense (DoD) defines security resilience as *“The ability of systems to resist, absorb, and recover from or adapt to an adverse occurrence during operation that may cause harm, destruction, or loss of ability to perform mission-related functions.”*

SecureQLab has adopted a novel approach to define the firewall resiliency metrics. Our security resiliency rating combines security efficacy with key operational and cloud-based performance metrics based on a real-world scenario. This holistic approach considers the firewall’s security efficacy (threat protection) and operational efficiency metrics mapped to crucial capabilities and ACFW workflows relevant to enterprise use cases subjected to real-world traffic.

The security resiliency test used a simulated real-world cloud-based traffic mix. The traffic mix was based on internet use by eight specific industry verticals: Enterprise, Small-to-Medium Businesses (SMB), Remote Office Branch Office (ROBO), Healthcare and Educational organizations, Media and Entertainment, and Financial and Retail organizations. As outlined in v1.6 of the SecureQLab Advanced Cloud Firewall CyberRisk Validation Methodology, the primary objective of the security resiliency-based test is NOT to push the cloud security solution under test to its maximum limits but to ensure it remains operationally and functionally viable up to at least at 50% of its throughput.

The ability of the WatchGuard Firebox Cloud to pass each stage of the security resiliency test was based on the following criteria:

- **PASS** = Security resiliency protection rate (%) must be $\geq 95\%$ against all attacks under load.
- **PASS** = Overall solution throughput (%) must be $\geq 95\%$ (at steady state) of the maximum tested ACFW cloud throughput numbers.

- **PASS** = Overall application traffic success rate (%) must be $\geq 95\%$ of all real-world application traffic validated against a specific cloud-based scenario.

The WatchGuard Firebox Cloud was tested for security resiliency under real-world scenarios during the entire test cycle, and Table 8 below provides the results from these tests.

Real World Cloud-based Traffic Scenario Mix	Security Resiliency Protection Rating	Overall Solution Throughput	Overall Application Traffic Success Rate
Media and Entertainment Companies	Pass	Pass	Pass
Healthcare Organization	Pass	Pass	Pass
Financial Institution	Pass	Pass	Pass
Enterprise	Pass	Pass	Pass
Small-to-Medium Business (SMB)	Pass	Pass	Pass
Educational Institution	Pass	Pass	Pass
Retail Companies	Pass	Pass	Pass
Remote office Branch Office (ROBO)	Pass	Pass	Pass

Table 8. Security Resiliency

The WatchGuard ACFW passed all Security Resiliency tests.

6. Operational Efficiency Results

ACFW operational efficiency measures the tested ACFW's operating burden and complexity of setup and use. As such, the Operational Efficiency Score measures both the ability of the ACFW to detect and respond to cyber-attacks appropriately and ease of use. The operational efficiency was evaluated by considering factors such as:

- The ease of tuning the ACFW security policy and configuration (pre-and-post deployment)
- The solution's incident response and management intuitiveness from a policy and security configuration perspective
- Compliance check
- Risk assessment and mitigation capabilities
- Enhanced security metrics reporting capabilities
- The ease of managing and controlling assets and business continuity with appropriate configuration and policy backup (with restoration)

In the analysis, the WatchGuard Firebox Cloud was rated high, medium, or low across 12 operational efficiency categories, as identified in Table 8 below. For more details on each of the categories, please [contact SecureQLab](#).

The WatchGuard Firebox Cloud was tested for operational efficiency, considering real-world enterprise procurement, deployment, and active scenarios throughout the test life cycle. Table 9 below presents an overall operational efficiency score of 76.7%.

Operational Efficiency	WatchGuard ACFW Score	SecureQLab ACFW Group Test Average Score
Overall Operational Efficiency Score	76.7%	75.2%

Table 9. Overall Operational Efficiency Score

WatchGuard Firebox Cloud solution had high operational efficiency capabilities in 8 the 12 validated categories of operational efficiency, as highlighted in Table 10 below.

ACFW Operational Efficiency Metrics	WatchGuard Firebox Cloud	SecureQLab ACFW Group Test Average Score
Security Policy Configuration	High	Med
Security Policy Management	Med	High
Asset Management	High	High
Access Control	Med	High
Compliance Management	High	High
Business Continuity Management	High	Med
Risk Assessment & Mitigation	High	Med
Security Metrics Reporting	High	High
Backup & Restore	Med	Med
Analytics	Med	Med
Customer Support	High	Med
License Management	High	High

Table 10: Operational Efficiency Results.

Table 10 shows that the WatchGuard ACFW performed better than average in four of the 12 operational efficiency categories validated.

7. Key ACFW Solution Differentiators – Vendor Perspective

WatchGuard offers the following reasons for why customers choose WatchGuard Firebox Cloud firewalls:

Unified Network Security for Enhanced Defense. WatchGuard's Unified Security Platform architecture expands beyond network security by providing comprehensive protection for endpoints, identities, Wi-Fi, and more, with cross-product threat intelligence, centralized management, and operational agility. This provides a unified approach to blocking increasingly sophisticated and evolving threats.

Tap into Visible Insights. See network activity presented visually, in real time, in intuitive and interactive dashboards and reports. The elegant visualizations make it easy to identify potential threats, monitor Internet usage and gain critical insights about related traffic trends. See, at a glance, who is consuming the most bandwidth, if there are unusual traffic patterns, and what the most-visited websites are. Easily pivot, drill down, and filter to get exactly the info you need, when you need it.

Spot Patterns, Make Better Decisions. Choose from over 100 comprehensive reports and dashboards, with the ability to schedule reports for email delivery to key stakeholders – from C-level executives and IT directors, network managers and security analysts, to HR and department managers. Special reports are available for PCI, HIPAA, and KCSiE compliance. Also, for compliance mandates that require Personally Identifiable Information (PII) to be masked, Dimension offers a powerful User Anonymization feature.

WatchGuard Cloud Visibility. Provides scalable, high-performing logging and reporting. By moving to the Cloud, this service offers the insightful visibility of dimension. It is effortless to deploy and is fast, powerful, and scalable.

8. Conclusion

The WatchGuard Firebox Cloud, version 12.9.2.B675817, with modules Gateway Antivirus, Intrusion Prevention Service, Webblocker, Intelligent AV, File Exception, SpamBlocker, Botnet Detection, Tor Exit Node Detection, Application Control, and APT Blocker performed just over average for both Security Efficacy and Operational Efficiency. WatchGuard was one of four vendors that supported all tested TLS/SSL ciphers. In addition to supporting all tested ciphers, WatchGuard had an impressive score of 100% in the Overall SSL/TLS Security Efficacy test scenarios. Also notable was that WatchGuard generated 0.0% false positives thought testing.

9. Contact Information

SecureQLab, LLC.
9600 Great Hills Trail Suite #150W
Austin, TX 78759 USA

+1.512.575.3457

www.secureiqlab.com
info@secureiqlab.com

10. Copyright and Disclaimer

Copyright © 2024 SecureQLab, LLC. All rights reserved. The content of this report is protected by United States and international copyright laws and treaties. You may only use this report for your personal, non-commercial, informational purposes. Without SecureQLab's prior written consent, you may not: (i) reproduce, modify, adapt, create derivative works from, publicly perform, publicly display, or distribute this report; or (ii) use this report, the SecureQLab name, or any SecureQLab trademark or logo as part of any marketing, promotion, or sales activities. THIS REPORT IS PROVIDED "AS IS," "AS AVAILABLE" AND "WITH ALL FAULTS." TO THE MAXIMUM EXTENT PERMITTED BY LAW, SECUREQLAB EXPRESSLY DISCLAIMS ALL WARRANTIES AND REPRESENTATIONS, EXPRESS OR IMPLIED, INCLUDING: (a) THE IMPLIED WARRANTIES OF MERCHANTABILITY AND FITNESS FOR A PARTICULAR PURPOSE; AND (b) ANY WARRANTY WITH RESPECT TO THE QUALITY, ACCURACY, CURRENCY OR COMPLETENESS OF THE REPORT, OR THAT USE OF THE REPORT WILL BE ERROR-FREE, UNINTERRUPTED, FREE FROM OTHER FAILURES OR WILL MEET YOUR REQUIREMENTS. WITHOUT LIMITING THE GENERALITY OF THE FOREGOING SENTENCE, YOU ACKNOWLEDGE AND AGREE THAT THE QUALITY, ACCURACY, CURRENCY AND COMPLETENESS OF THE REPORT DEPEND UPON VARIOUS FACTORS, INCLUDING FACTORS OUTSIDE OF SECUREQLAB'S CONTROL, SUCH AS: (1) THE QUALITY, ACCURACY, CURRENCY OR COMPLETENESS OF INFORMATION AND MATERIALS PROVIDED BY OTHER PARTIES THAT ARE RELIED UPON BY SECUREQLAB IN PERFORMING PREPARING THE REPORT; AND (2) THE UNDERLYING ASSUMPTIONS MADE BY SECUREQLAB IN PREPARING THE REPORT REMAINING TRUE AND ACCURATE. YOU ARE SOLELY RESPONSIBLE FOR INDEPENDENTLY ASSESSING THE QUALITY, ACCURACY, CURRENCY AND COMPLETENESS OF THE REPORT BEFORE TAKING OR OMITTING ANY ACTION BASED UPON THE REPORT. IN NO EVENT WILL SECUREQLAB BE LIABLE FOR ANY LOST PROFITS OR COST OF COVER, OR DIRECT, INDIRECT, INCIDENTAL, SPECIAL, EXEMPLARY, PUNITIVE OR CONSEQUENTIAL DAMAGES, INCLUDING DAMAGES ARISING FROM OR RELATING TO ANY TYPE OR MANNER OF COMMERCIAL, BUSINESS OR FINANCIAL LOSS, EVEN IF SECUREQLAB HAD ACTUAL OR CONSTRUCTIVE KNOWLEDGE OF THE POSSIBILITY OF SUCH DAMAGES AND REGARDLESS OF WHETHER SUCH DAMAGES WERE FORESEEABLE.

For more information about SecureQLab and the testing methodologies, please visit our website.

SecureQLab (March 2024)

1.1: Updated report header and TOC.